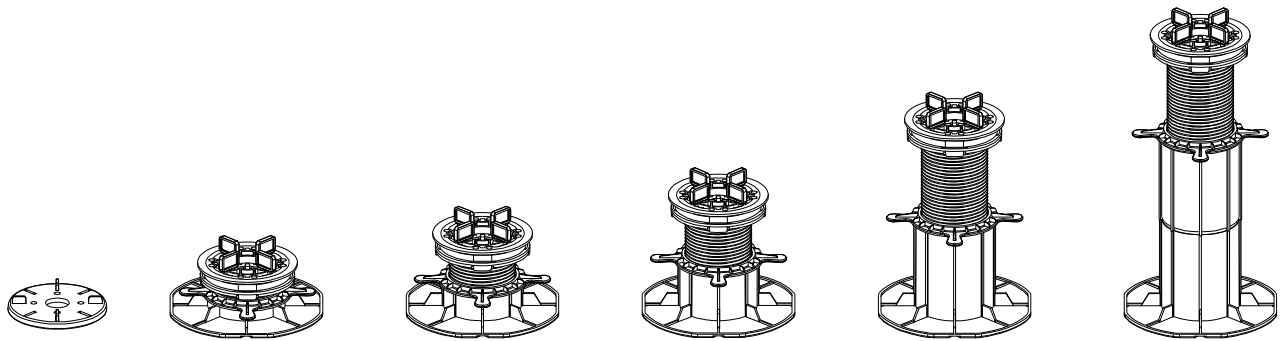




# **SKYJACK PEDESTALS**

ADJUSTABLE PEDESTAL SYSTEM by SKYDECK USA



## **ADJUSTABLE HEIGHT PEDESTALS**

**FOR ELEVATING ALL VARIETIES AND LOCATIONS OF TERRACE DECKING**

### **DETAIL MANUAL**




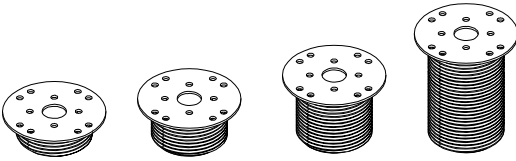
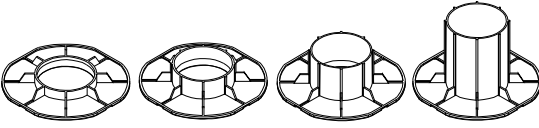



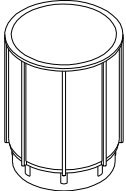
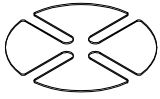
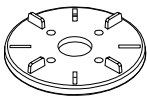
**skydeck**  
— usa —

## COMPONENTS LIST

### SKYJACK PEDESTALS

Adjustable Pedestal System by SKYDECK USA

[www.skydeckusa.com](http://www.skydeckusa.com)  
[ceagan@skydeckusa.com](mailto:ceagan@skydeckusa.com)

	<p>SPACER TAB 3/16"</p>	<p>SPACER TAB to appoint installation gap dimension of 3/16". Large variety of holes in the top of pedestal head allow for variety of spacing, sizes, layout and materials.</p>
	<p>SCREW SD 01 SD 02 SD 03 SD 04</p>	<p>The SCREW of SKYJACK PEDESTAL is available in four thread height ranges corresponding to four pedestals heights. The SCREW RING is threaded onto the Screw for adjustable heights and are applied to the pedestal BASE. The diameter of the upper surface head is 4 inches.</p>
	<p>BASE SD 01 SD 02 SD 03 SD 04</p>	<p>PEDESTAL BASES are available in four different sizes to provide four different pedestals heights.</p>
	<p>SCREW RING</p>	<p>SCREW RING is used to fluently and easily adjust pedestal heights. SCREW RING is screwed onto the SCREW of SKYJACK PEDESTAL and placed in pedestals BASE. SCREW RING has 4 ergonomic handles to easily adjust the height of the pedestal.</p>
 	<p>SELF LEVELING HEAD LE - DOWN (VIEW)</p> <p>SELF LEVELING HEAD LE - UP (VIEW)</p>	<p>SELF LEVELING HEAD has upper and lower pieces. Lower piece is locked onto the top of the SCREW HEAD. The upper piece of self leveling head is then put into the lower part of the head. SELF LEVELING HEAD is for use on applications with slope. The SELF LEVELING HEAD is self changing and adjusted to level under load. Correction of slope 0-7%.</p>
	<p>EXTENDER SLEEVE ES 4"</p>	<p>EXTENDER SLEEVE is used to increase the height range of SKYJACK PEDESTALS. EXTENDER SLEEVE is placed into pedestal BASE with the SCREW and SCREW RING being applied onto the top of the sleeve. If pedestals have larger height than 20" it is recommended strengthening the extender sleeves by placing four inch PVC pipe over extenders.</p>
	<p>REGULATION SHIM</p>	<p>REGULATION SHIM can be used to help compensate small differences in height of raised terrace pavers.</p>
	<p>PEDESTAL SD 00</p>	<p>SKYJACK FIXED PEDESTAL has a fixed height of .25 inches. Skyjack Fixed Pedestals can be stacked on top each other to create varying heights. The fixed pedestal contains permanent built in tabs with a spacing of 1/8". Holes for receiving spacer tab allow the use of removable tabs with spacing of 3/16". The diameter of the upper area is 4 inches.</p>
<p>SUMMARY OF SKYJACK PEDESTAL SYSTEM COMPONENTS</p>		



**skydeck**  
— usa —

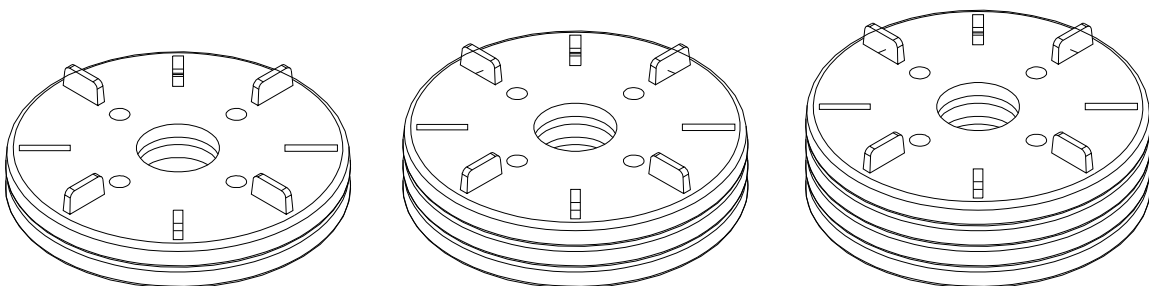
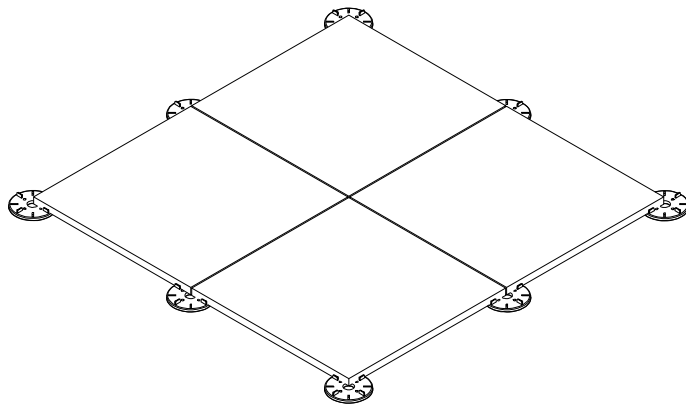
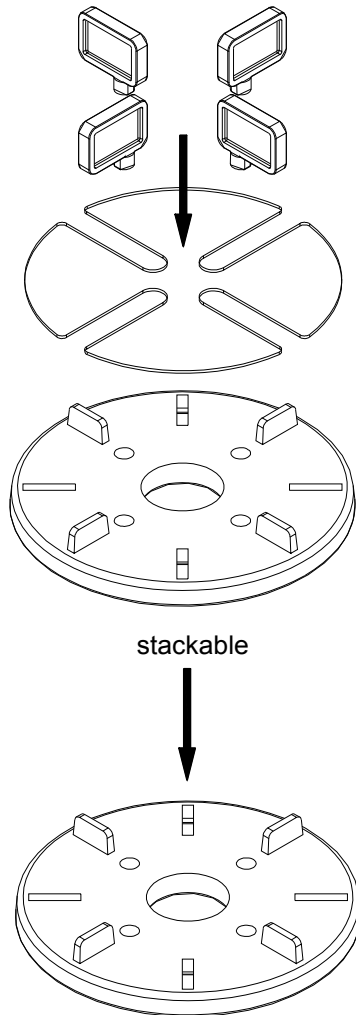
## PEDESTAL SD 00

### SKYJACK PEDESTALS

Adjustable Pedestal System by SKYDECK USA

[www.skydeckusa.com](http://www.skydeckusa.com)  
[ceagan@skydeckusa.com](mailto:ceagan@skydeckusa.com)

The SKYJACK FIXED PEDESTAL has one height of .25 inches. The fixed pedestal contains permanent built in tabs that have a 1/8" width. Holes for receiving spacer tabs allow for the use of 3/16" tabs. The diameter of the upper head area is 4 inches. Fixed pedestals are able to be stacked on top of each other for up to a height of 1.25".



SKYJACK FIXED PEDESTAL SD 00



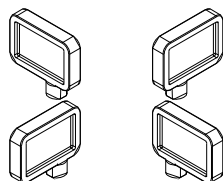
**skydeck**  
— usa —

## PEDESTAL SD 01-04

### SKYJACK PEDESTALS

Adjustable Pedestal System by SKYDECK USA

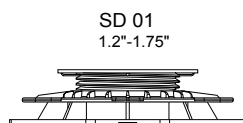
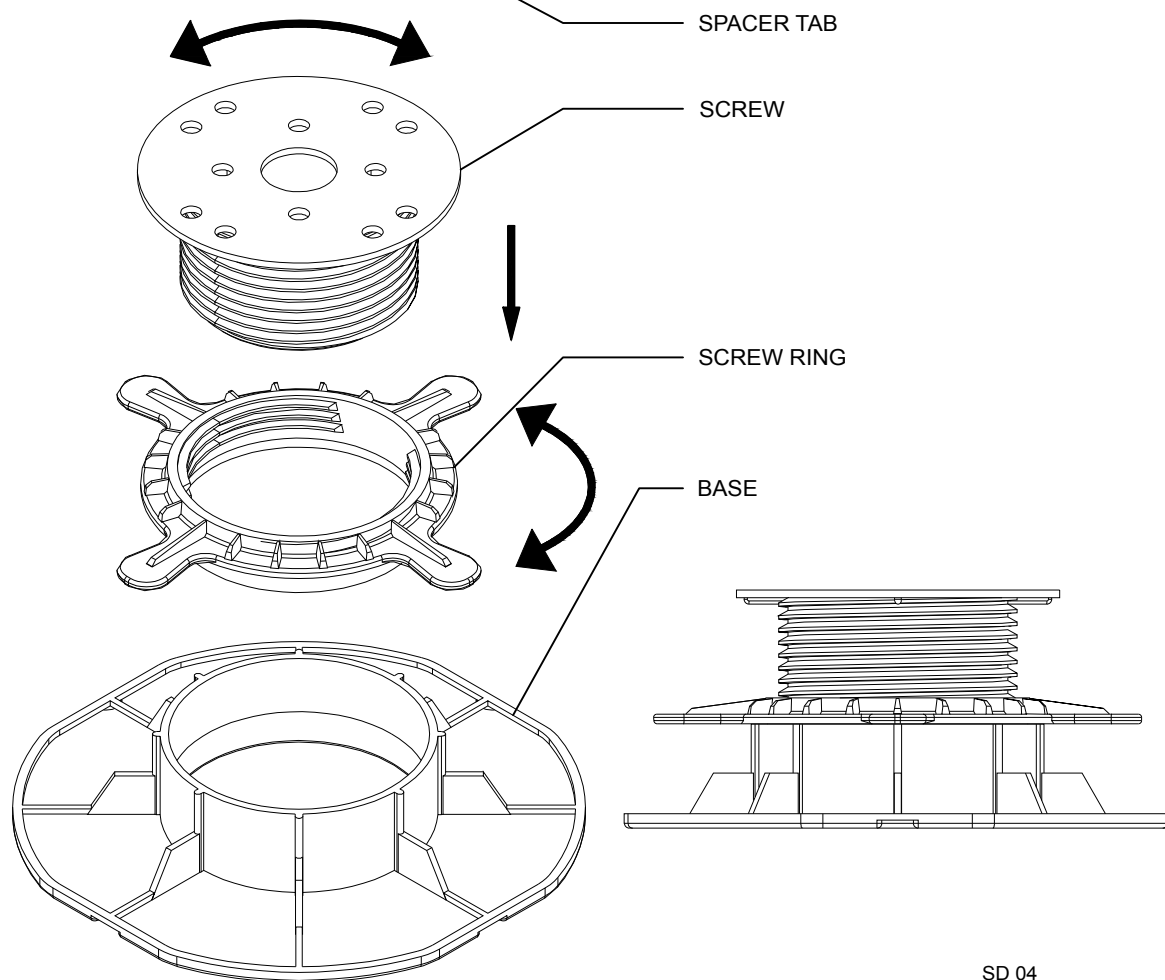
[www.skydeckusa.com](http://www.skydeckusa.com)  
[ceagan@skydeckusa.com](mailto:ceagan@skydeckusa.com)



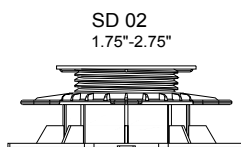
The SKYJACK ADJUSTABLE PEDESTAL SYSTEM offers varying height ranges from 1.2" to 8.5".

Pedestal Components: BASE - SCREW RING - SCREW - SPACER TAB

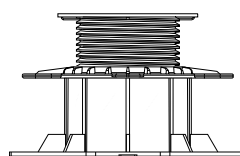
SKYJACK ADJUSTABLE PEDESTALS allow for easy and efficient height adjustments and leveling of raised terraces. The width of the pedestal base provides sufficient stability for all construction.



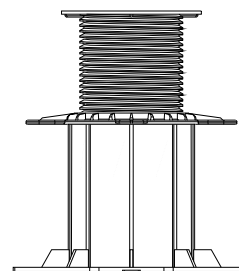
SD 01  
1.2"-1.75"



SD 02  
1.75"-2.75"



SD 03  
2.75"-4.75"



SD 04  
4.75"-8.5"

SKYJACK ADJUSTABLE PEDESTALS SD 01-04



**skydeck**  
— USA —

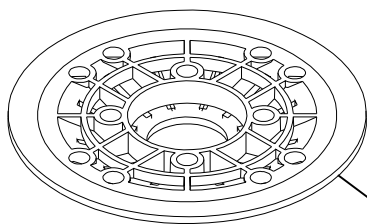
## PEDESTAL SD 01-04+LE

### SKYJACK PEDESTALS

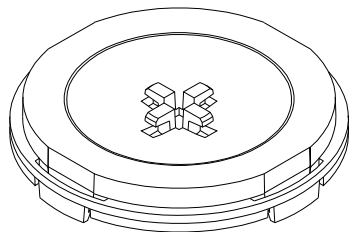
Adjustable Pedestal System by SKYDECK USA

[www.skydeckusa.com](http://www.skydeckusa.com)  
[ceagan@skydeckusa.com](mailto:ceagan@skydeckusa.com)

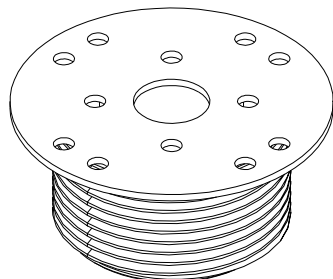
SKYJACK SELF LEVELING HEAD attaches to the top of the pedestal screw and can be utilized on all the different pedestal sizes. SKY JACK PEDESTALS with SELF LEVELING HEADS help compensate for terraces with sloped applications.



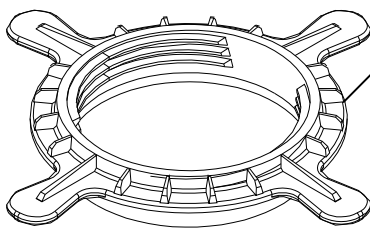
SELF LEVELING HEAD, up



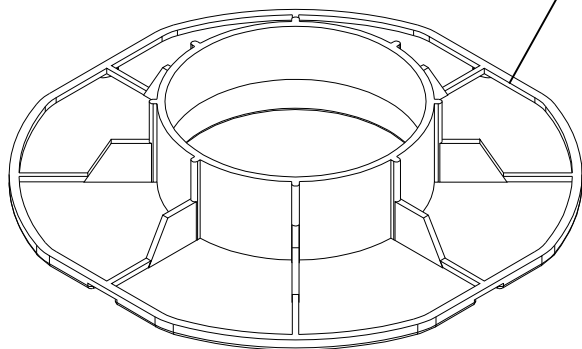
SELF LEVELING HEAD, down



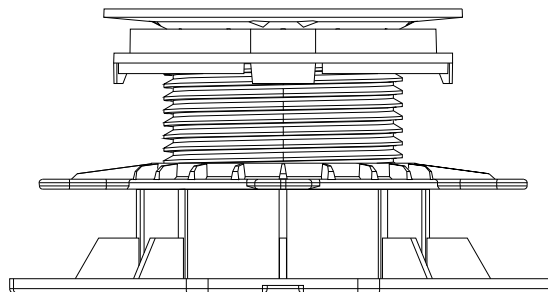
SCREW



SCREW RING



BASE



SKYJACK ADJUSTABLE PEDESTALS SD 01-04 + LE SELF LEVELING HEAD



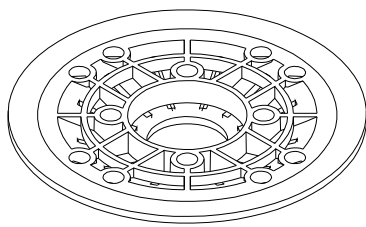
**skydeck**  
usa

## SELF LEVELING HEAD

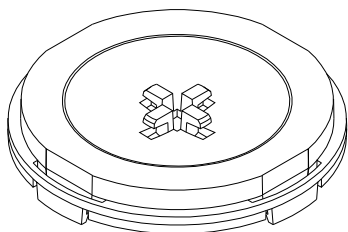
### SKYJACK PEDESTALS

Adjustable Pedestal System by SKYDECK USA

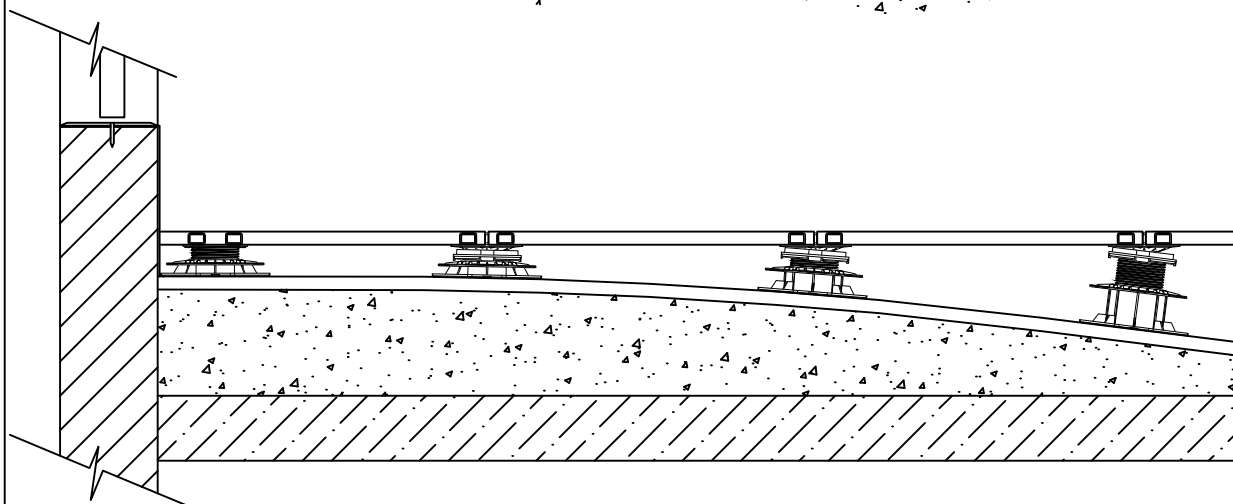
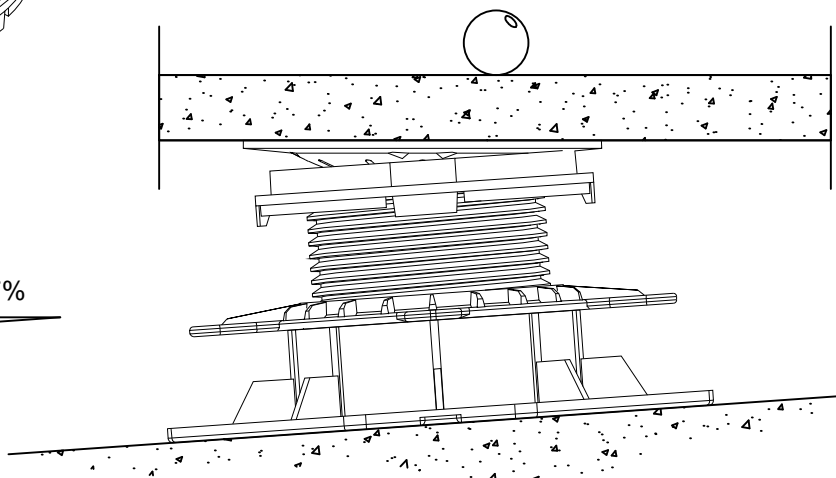
[www.skydeckusa.com](http://www.skydeckusa.com)  
[ceagan@skydeckusa.com](mailto:ceagan@skydeckusa.com)



*click!*



correction of slope 0-7%



SKYJACK SELF LEVELING HEAD - LE



**skydeck**  
— Usa —

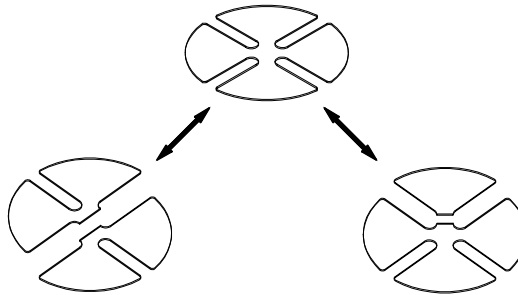
## REGULATION SHIM

### SKYJACK PEDESTALS

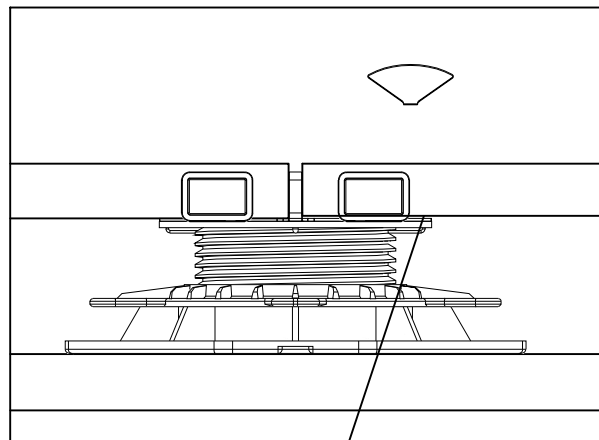
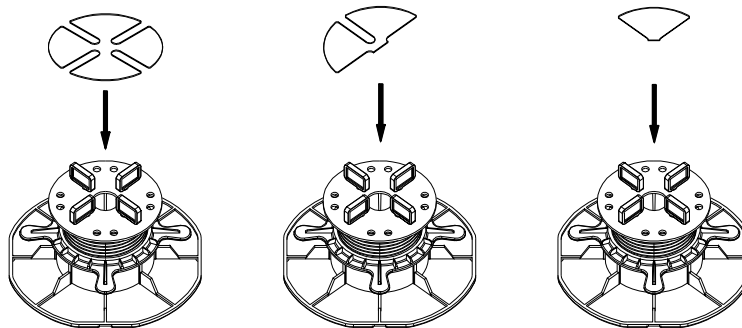
Adjustable Pedestal System by SKYDECK USA

[www.skydeckusa.com](http://www.skydeckusa.com)  
[ceagan@skydeckusa.com](mailto:ceagan@skydeckusa.com)

REGULATION SHIMS can be used to eliminate uneven pavers and to compensate small differences in height of terrace pavers.



REGULATION SHIMS can be easily cut to fit to use just halves or quarters.



REGULATION SHIM

SKYJACK REGULATION SHIM



**skydeck**  
— usa —

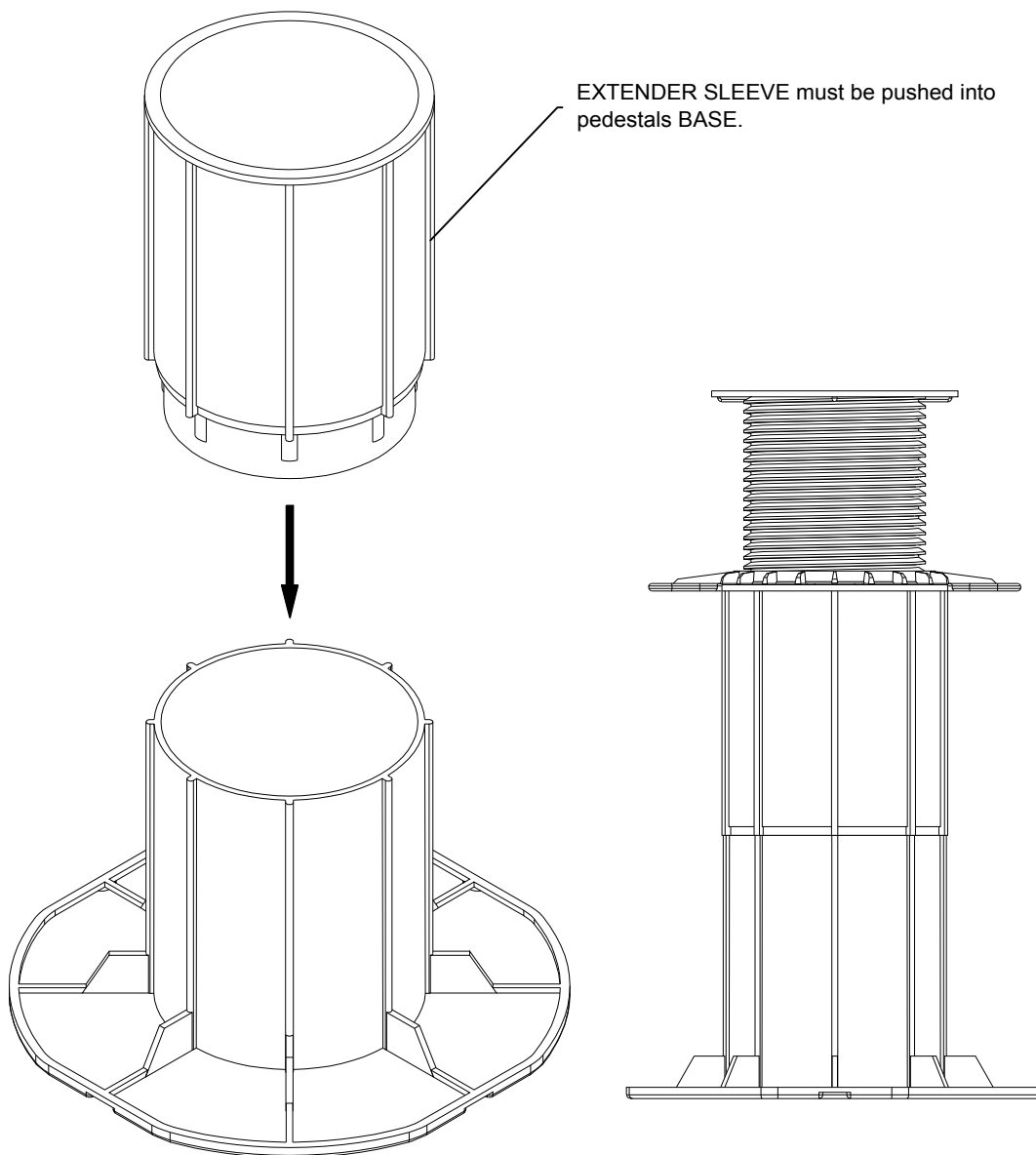
## EXTENDER SLEEVE

### SKYJACK PEDESTALS

Adjustable Pedestal System by SKYDECK USA

[www.skydeckusa.com](http://www.skydeckusa.com)  
[ceagan@skydeckusa.com](mailto:ceagan@skydeckusa.com)

EXTENDER SLEEVE is used to increase the height range of SKYJACK PEDESTALS. EXTENDER SLEEVE is placed in pedestal BASE and onto the top is applied the SCREW with SCREW RING. If pedestals have larger height than 20" it is recommended strengthening the spacer sleeve by placing a PVC pipe with a diameter of 4" around the outside of pedestal.



SKYJACK EXTENDER SLEEVE - ES





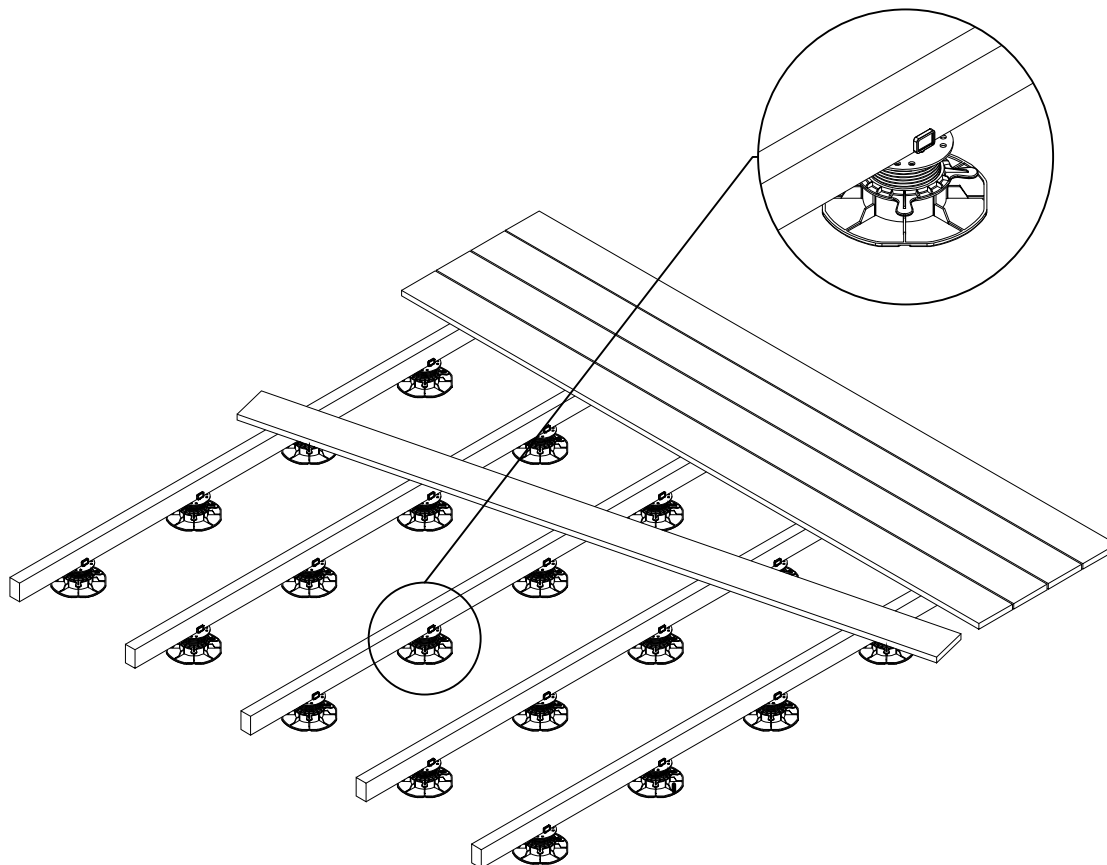
**skydeck**  
— Usa —

## PEDESTAL DECKING

### SKYJACK PEDESTALS

Adjustable Pedestal System by SKYDECK USA

[www.skydeckusa.com](http://www.skydeckusa.com)  
[ceagan@skydeckusa.com](mailto:ceagan@skydeckusa.com)



#### COMMENTS:

All dimensions and distances are approximate and are not grounds for implementation of the project due to differences in materials. The final dimensions depend on the chosen materials and their cross-sections.

#### COMMENTS:

1. The installation must be done accordingly with construction.
2. Unless stated drawings are without a scale
3. The decking must strictly adhere to restrictions of the terrace.
4. More information and advice on the website [www.skydeckusa.com](http://www.skydeckusa.com) or send questions to [ceagan@skydeckusa.com](mailto:ceagan@skydeckusa.com)

**SKYJACK PEDESTAL DECKING**