



# skydeck

— usa —

rooftop patios. simply done.

skydeck usa porcelain catalogue






# MONOCROMATICA |



3/4" thickness

## Bone




US7938  
 23<sup>1</sup>/<sub>3</sub>" x 23<sup>1</sup>/<sub>3</sub>" rectified  
 60x60 cm



1100032  
 11<sup>3</sup>/<sub>4</sub>" x 23<sup>1</sup>/<sub>3</sub>" rectified  
 30x60 cm




## Ash




US7937  
 23<sup>1</sup>/<sub>3</sub>" x 23<sup>1</sup>/<sub>3</sub>" rectified  
 60x60 cm



1100031  
 11<sup>3</sup>/<sub>4</sub>" x 23<sup>1</sup>/<sub>3</sub>" rectified  
 30x60 cm




## Basalt



US7936  
 23<sup>1</sup>/<sub>3</sub>" x 23<sup>1</sup>/<sub>3</sub>" rectified  
 60x60 cm



1100030  
 11<sup>3</sup>/<sub>4</sub>" x 23<sup>1</sup>/<sub>3</sub>" rectified  
 30x60 cm




## Sand



US7935  
 23<sup>1</sup>/<sub>3</sub>" x 23<sup>1</sup>/<sub>3</sub>" rectified  
 60x60 cm



1100029  
 11<sup>3</sup>/<sub>4</sub>" x 23<sup>1</sup>/<sub>3</sub>" rectified  
 30x60 cm




## Cognac



US7934  
 23<sup>1</sup>/<sub>3</sub>" x 23<sup>1</sup>/<sub>3</sub>" rectified  
 60x60 cm



1100028  
 11<sup>3</sup>/<sub>4</sub>" x 23<sup>1</sup>/<sub>3</sub>" rectified  
 30x60 cm




## Leather



US7939  
 23<sup>1</sup>/<sub>3</sub>" x 23<sup>1</sup>/<sub>3</sub>" rectified  
 60x60 cm



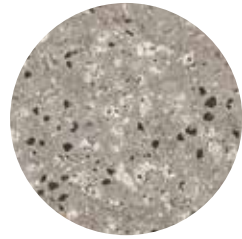



1100033  
 11<sup>3</sup>/<sub>4</sub>" x 23<sup>1</sup>/<sub>3</sub>" rectified  
 30x60 cm





# TERRAZZO |




3/4" thickness

## White Black



US7933  
 23 1/3" x 23 1/3" rectified  
 60x60 cm

1100027  
 11 3/4" x 23 1/3" rectified  
 30x60 cm



## Grey Black



US7932  
 23 1/3" x 23 1/3" rectified  
 60x60 cm

1100026  
 11 3/4" x 23 1/3" rectified  
 30x60 cm



## Charcoal



US7931  
 23 1/3" x 23 1/3" rectified  
 60x60 cm

1100025  
 11 3/4" x 23 1/3" rectified  
 30x60 cm




## Cool White



US7929  
 23 1/3" x 23 1/3" rectified  
 60x60 cm

1100023  
 11 3/4" x 23 1/3" rectified  
 30x60 cm




## Cool Grey



US7930  
 23 1/3" x 23 1/3" rectified  
 60x60 cm


1100024  
 11 3/4" x 23 1/3" rectified  
 30x60 cm





# COTTO




 3/4" thickness



US7924  
 23 1/3" x 23 1/3" rectified  
 60x60 cm



1100022  
 11 3/4" x 23 1/3" rectified  
 30x60 cm





# PENNSYLVANIA | Full Color Cleft Pattern




3/4" thickness



US7920  
 23<sup>1</sup>/<sub>8</sub>" x 47<sup>1</sup>/<sub>8</sub>" rectified  
 60x120 cm



US7916  
 23<sup>1</sup>/<sub>8</sub>" x 23<sup>1</sup>/<sub>8</sub>" rectified  
 60x60 cm



1100457  
 11<sup>3</sup>/<sub>4</sub>" x 23<sup>1</sup>/<sub>8</sub>" rectified  
 30x60 cm



US7918  
 11<sup>3</sup>/<sub>4</sub>" x 11<sup>3</sup>/<sub>4</sub>" rectified  
 30x30 cm



US7922  
 11<sup>3</sup>/<sub>4</sub>" x 47<sup>1</sup>/<sub>8</sub>" rectified  
 30x120 cm



**Cleft Pattern**



# PENNSYLVANIA | *True Blue Thermal Pattern*




3/4" thickness



US7921  
 23<sup>1</sup>/<sub>8</sub>" x 47<sup>1</sup>/<sub>8</sub>" rectified  
 60x120 cm



US7917  
 23<sup>1</sup>/<sub>8</sub>" x 23<sup>1</sup>/<sub>8</sub>" rectified  
 60x60 cm



1100458  
 11<sup>3</sup>/<sub>4</sub>" x 23<sup>1</sup>/<sub>8</sub>" rectified  
 30x60 cm



US7919  
 11<sup>3</sup>/<sub>4</sub>" x 11<sup>3</sup>/<sub>4</sub>" rectified  
 30x30 cm



US7923  
 11<sup>3</sup>/<sub>4</sub>" x 47<sup>1</sup>/<sub>8</sub>" rectified  
 30x120 cm



***Thermal  
Pattern***



# STONE | Moonstone




3/4" thickness



US7903  
 23<sup>1</sup>/<sub>8</sub>" x 23<sup>1</sup>/<sub>8</sub>" rectified  
 60x60 cm



1100013  
 11<sup>3</sup>/<sub>4</sub>" x 23<sup>1</sup>/<sub>8</sub>" rectified  
 30x60 cm





# STONE | Creamstone



3/4" thickness



US7904  
23<sup>1</sup>/<sub>3</sub>" x 23<sup>1</sup>/<sub>3</sub>" rectified  
60x60 cm



1100014  
11<sup>3</sup>/<sub>4</sub>" x 23<sup>1</sup>/<sub>3</sub>" rectified  
30x60 cm



US7940  
11<sup>3</sup>/<sub>4</sub>" x 11<sup>3</sup>/<sub>4</sub>" rectified  
30x30 cm





# ICON TRAVERTINE | Pearl



3/4" thickness



US7908  
23 1/8" x 23 1/8" rectified  
60x60 cm



1100015  
11 3/4" x 23 1/8" rectified  
30x60 cm





# ICON TRAVERTINE | *River*



3/4" thickness



US7909  
 23 1/3" x 23 1/3" rectified  
 60x60 cm




1100016  
 11 3/4" x 23 1/3" rectified  
 30x60 cm





# QUARTZITE | *Crystal White*



3/4" thickness



US7907  
 23<sup>1</sup>/<sub>8</sub>" x 23<sup>1</sup>/<sub>8</sub>" rectified  
 60x60 cm




1100017  
 11<sup>3</sup>/<sub>4</sub>" x 23<sup>1</sup>/<sub>8</sub>" rectified  
 30x60 cm






# QUARTZITE | *Sandy Island*



3/4" thickness



US7910  
 23<sup>1</sup>/<sub>8</sub>" x 23<sup>1</sup>/<sub>8</sub>" rectified  
 60x60 cm



1100018  
 11<sup>3</sup>/<sub>4</sub>" x 23<sup>1</sup>/<sub>8</sub>" rectified  
 30x60 cm






# QUARTZITE | *Laguna*



3/4" thickness



US7915  
 23 1/3" x 23 1/3" rectified  
 60x60 cm






# QUARTZITE | *Cloud*



3/4" thickness




US7914  
 23 1/8" x 23 1/8" rectified  
 60x60 cm






# OCEAN STONE | *White Cool*



3/4" thickness



US7911  
 23<sup>1</sup>/<sub>3</sub>" x 23<sup>1</sup>/<sub>3</sub>" rectified  
 60x60 cm



1100019  
 11<sup>3</sup>/<sub>4</sub>" x 23<sup>1</sup>/<sub>3</sub>" rectified  
 30x60 cm






# OCEAN STONE | *Black*



3/4" thickness



US7912  
 23 1/3" x 23 1/3" rectified  
 60x60 cm



1100021  
 11 3/4" x 23 1/3" rectified  
 30x60 cm





# OCEAN STONE | *Tan*




3/4" thickness



US7913  
 23 1/3" x 23 1/3" rectified  
 60x60 cm



1100020  
 11 3/4" x 23 1/3" rectified  
 30x60 cm





# TEX WOOD | Grey



3/4" thickness



US7900  
 23 1/3" x 23 1/3" rectified  
 60x60 cm





# TEX WOOD | *Brown*



3/4" thickness



US7901  
 23 1/3" x 23 1/3" rectified  
 60x60 cm





**TEX WOOD | Ivory**



➤ 3/4" thickness



US7902  
 23 1/3" x 23 1/3" rectified  
 60x60 cm





# TIMBER WOOD | *Teak*



3/4" thickness




US7905  
 23 1/3" x 23 1/3" rectified  
 60x60 cm





# TIMBER WOOD | Ipe'




 3/4" thickness



US7906  
 23 1/8" x 23 1/8" rectified  
 60x60 cm






## SPECIAL PIECES |

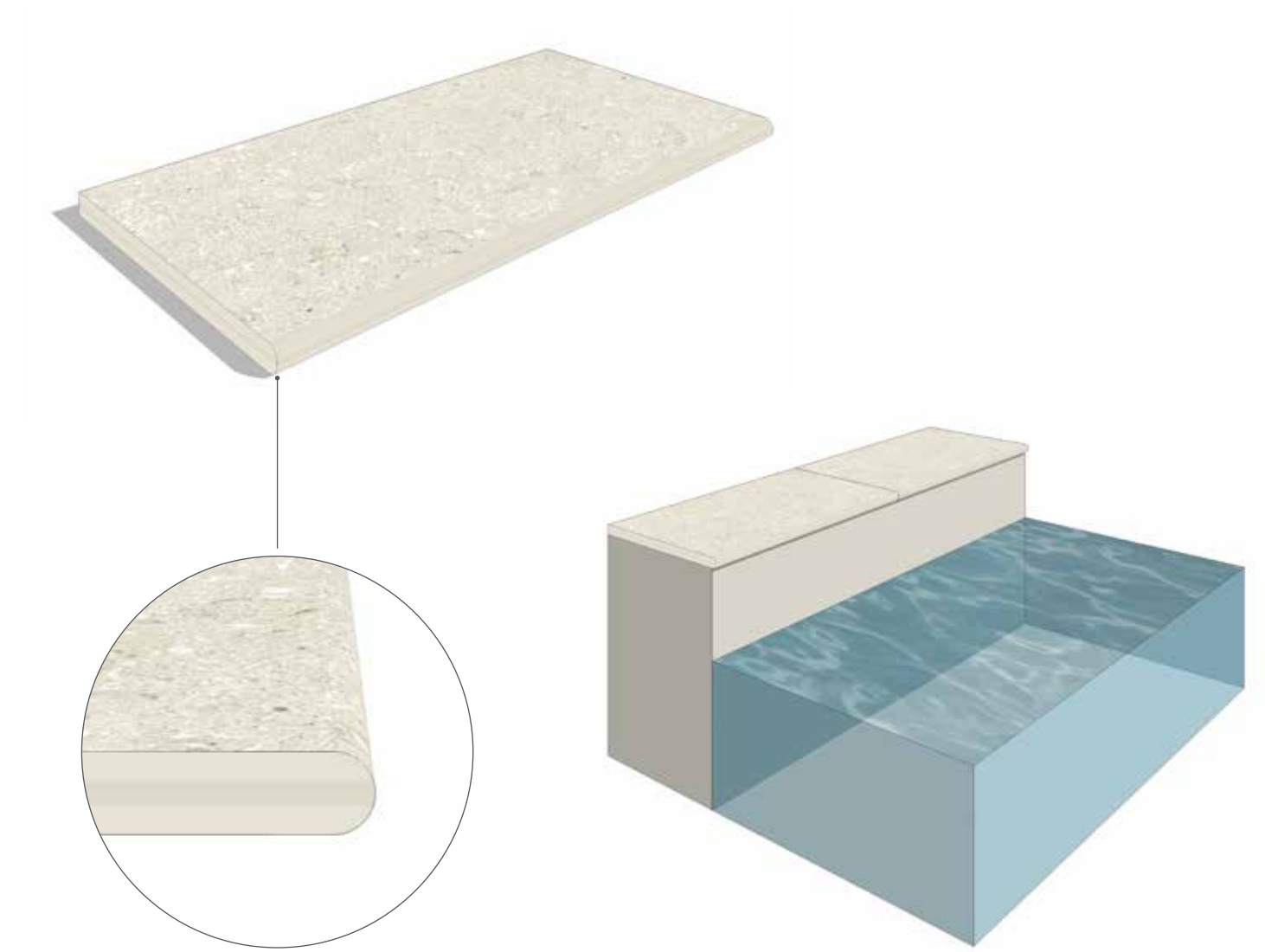
### DOUBLE BEVEL COPING

30x60 - 1 1/4" x 2 3/2"  
Available in all colours.



### FULL BULLNOSE COPING

30x60 - 1 1/4" x 2 3/2"  
Available in all colours.





# PACKAGING

2.0 MONOLITHIC RECTIFIED CERAMIC TILE	Thickness	Unit / Box	SqFt / Box	Boxes / Pallet	SqFt / Pallet	Weight / Box	Weight / M <sup>2</sup>	Weight / SqFt	Weight / Pallet (included)	Pallet Size
23 1/2"x47 1/8"	3/4" - 20mm	2	15,5	16	248	153 lb	100 lb	9,3 lb	2454 lb	24"x 48"
11 3/4"x47 1/8"	3/4" - 20mm	4	15,5	16	248	153 lb	100 lb	9,3 lb	2406 lb	24"x 48"
23 1/2"x23 1/2"	3/4" - 20mm	2	7.75	36	279	72 lb	100 lb	9,3 lb	2670 lb	42"x 42"
11 3/4"x23 1/2"	3/4" - 20mm	4	7,75	40	310	72 lb	100 lb	9,3 lb	2955 lb	42"x42"
11 3/4"x11 3/4"	3/4" - 20mm	5	4,85	45	218	45 lb	100 lb	9,3 lb	2095 lb	42"x42"

# TECHNICAL CHARACTERISTICS

STANDARS	CHARACTERISTICS OR PROPERTIES	COMPLIANCE WITH STANDARDS UNI EN 14411 G wASTM	DECLARED VALUE
ISO - 10545-3 ASTM - C 373-88	Water absorption	E <= 0.5 %	< 0.1 %
ISO - 10545-9 ASTM - C 484	Thermal shock resistance	Requested	Complies with standard
ISO - 10545-12 ASTM - C 1026	Frost resistance	Requested	Complies with standard
ISO - 10545-6 ASTM C - 1243-93	Abrasive wear	<175 mm <sup>2</sup>	139 mm <sup>2</sup>
ISO - 10545-2	Straightness / ASTM - C 485	+/- 0.75 % (+/- 1.8 mm)	Complies with standard
	Straightness / ISO - 10545-2	+/- 0.5 % (+/- 1.5 mm)	Complies with standard
	Thickness / ASTM - C 499	+/- 1.02 mm	Complies with standard
	Thickness / ISO - 10545-2	+/- 0.5 % (+/- 0.5 mm)	Complies with standard
	Length and width / ASTM - C 499	+/- 0.5 % (+/- 2.0 mm)	Complies with standard
	Length and width / ISO - 10545-2	+/- 0.6 % (+/- 2.0 mm)	Complies with standard
ISO - 10545-4 Bending strength in N (thickness > = 7.5 mm)	ASTM - C 648	> = 250 LBF Average	> = 225 LBF Individual
	ISO - 10545-4	> = 1300 Newton	> 13000
ASTM - C 650	Chemical resistance	As reported	Resistant
ISO 10545-14	Resistance to stain	-	5
ISO 10545-13	Chemical resistance	UB min.	UA ULA UHA
ISO 10545-8	Coefficient of linear thermal-expansion	-	$\alpha=6.3 \times 10^{-6} \text{ }^{\circ}\text{C}^{-1}$
ISO 10545-5	Impact resistance	-	0.88
EN 12825	Static load	-	Centre 9.6 Kn Centre point of sides 6.5 Kn Diagonal 8.19 Kn (CLASSE 3)
	Dymanic laod capacity - hand object impact test	-	Test not passed
	Dymanic laod capacity - soft object impact test	-	Test passed
EN 1339	Bendind strength - breaking force in N	Kn 14.38	classe 14
ENV 12633	Slip resistance	> / = CL1	CL 2
DIN 51130	Slip resistance	-	R11
DIN 51097	Slip resistance	-	A + B + C min.
DM 236/89 B.C.R.A.	Slip resistance	-	> 0.40
Static coefficient of friction ASTM 1028-07 BOT 3000 Dynamic coefficient of friction (sectio n 9.6 ANSIA 137.1 2012)	Slip resistance	-	> 0.60 WET > 0.60 DRY
		-	> = 0.42
EN 13501-1	Fire resistance	-	A1 - A1 FL
* TAS 108 FLORIDA BUILDING CODE WIND UP LIFT TEST	3/4" thick 24"x24" porcelain installed on fixed height pedestals and 45° wind angle was blow of at	-	130 mph with no parapet 150 mpt with 12" high parapet