




SKYJACK PEDESTALS

ADJUSTABLE PEDESTAL SYSTEM by SKYDECK USA



ADJUSTABLE HEIGHT PEDESTALS

FOR ELEVATING ALL VARIETIES AND LOCATIONS OF TERRACE DECKING

DETAIL MANUAL



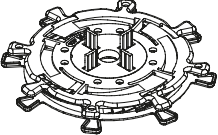
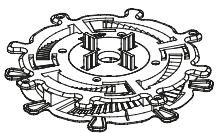
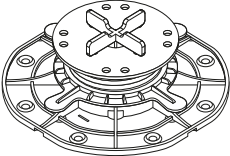

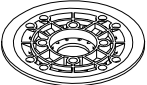


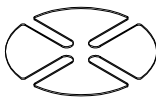
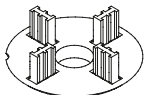
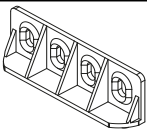
skydeck
— usa —

COMPONENTS LIST

SKYJACK PEDESTALS

Adjustable Pedestal System by SKYDECK USA

www.skydeckusa.com
info@skydeckusa.com

	<p>ADJUSTABLE PEDESTAL SD-XXS</p>	<p>ADJUSTABLE PEDESTAL SD-XXS is made up of a top piece and bottom piece that sit on top of one another. Twist 8 ergonomic handles to adjust height in 1mm increments.</p> <p>SD-XXS height adjusts from 1/3" - 5/8".</p>
	<p>ADJUSTABLE PEDESTAL SD-XS</p>	<p>ADJUSTABLE PEDESTAL SD-XS is made up of a top piece and bottom piece that sit on top of one another. Twist 8 ergonomic handles to adjust height in 1mm increments.</p> <p>SD-XS height adjusts from 5/8" to 1.25".</p>
	<p>ADJUSTABLE PEDESTAL SD-S</p>	<p>ADJUSTABLE PEDESTAL SD-S is made up of a base, screw ring, pedestal head and spacer tabs. Twist 4 ergonomic handles to adjust height anywhere between 1.25" - 1.75".</p>
	<p>ADJUSTABLE PEDESTALS SD-M, SD-L, SD-XL</p>	<p>SD-M ADJUSTABLE PEDESTAL - 1.75" - 2.95" SD-L ADJUSTABLE PEDESTAL - 2.95" - 5.9" SD-XL ADJUSTABLE PEDESTAL - 5.9" - 13.75" Each pedestal comes in one assembled piece with spacer tabs in a separate bag. Height adjustments can be made by twisting the ergonomic handles, using the hand tool or using the drill bit tool.</p>
 	<p>SELF LEVELING HEAD DOWN (VIEW) SD-SLH OR SD-XL-SLH SELF LEVELING HEAD UP (VIEW)</p>	<p>SELF LEVELING HEAD has upper and lower pieces. Lower piece is locked onto the top of the SCREW HEAD. The upper piece of self leveling head is then put into the lower part of the head. SELF LEVELING HEAD is for use on applications with slope. The SELF LEVELING HEAD is self changing and adjusted to level under load. Correction of slope 0-7%.</p> <p>SELF LEVELING HEAD comes in two sizes. One size for the SD-01 pedestals and a larger size for the SD-M, SD-L and SD-XL pedestals</p>
	<p>8" EXTENDER SLEEVE XL-EXT</p>	<p>EXTENDER SLEEVE is used to increase the height range of SKYJACK PEDESTALS. EXTENDER SLEEVE is screwed into pedestal threads in BASE with the PEDESTAL HEAD being applied onto the top of the sleeve. If pedestals have larger height than 21.75" it is recommended to apply steel strapping to stabilize pedestals.</p>
	<p>REGULATION SHIM SD-SH2</p>	<p>REGULATION SHIM can be used to help compensate small differences in height of raised terrace pavers.</p>
	<p>SPACER TAB 3/16"</p>	<p>SPACER TAB to appoint installation gap dimension of 3/16". Spacer tabs snap onto pedestal head. Individual spacers can be removed for pedestal placement along patio perimeters.</p>
	<p>DECK JOIST ADAPTER SD-AD</p>	<p>DECK JOIST ADAPTER snaps onto the top of any adjustable pedestal to accommodate deck joists.</p>

SUMMARY OF SKYJACK PEDESTAL SYSTEM COMPONENTS



skydeck
— usa —

PEDESTAL SD-XXS

SKYJACK PEDESTALS

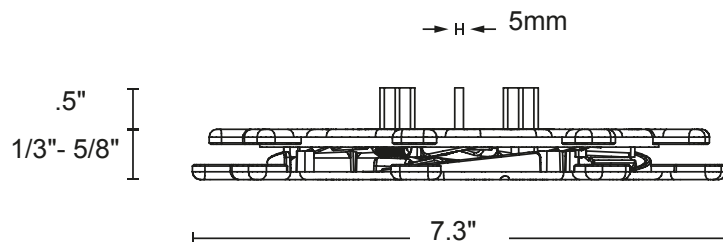
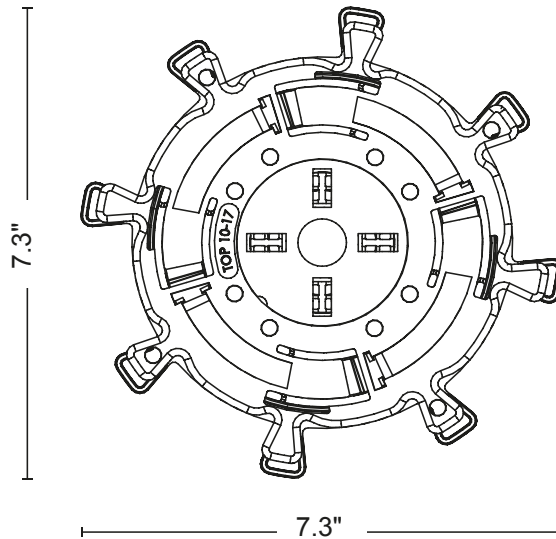
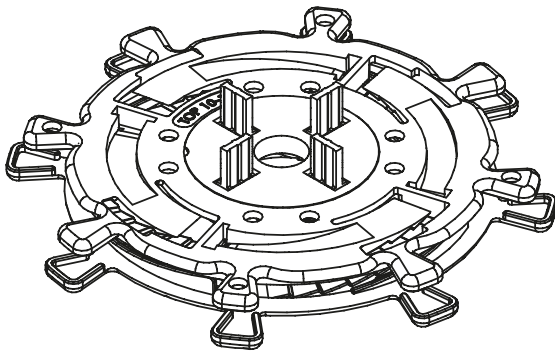
Adjustable Pedestal System by SKYDECK USA

www.skydeckusa.com
info@skydeckusa.com

The SKYJACK ADJUSTABLE PEDESTAL SYSTEM offers varying height ranges from 1/3" up to 38".

SD-XXS Pedestal Components: Top screw and Bottom Screw labeled "top" and "bottom" sit on top of one another. The gap spacer snap onto the top piece. Height adjusts between 1/3" - 5/8"

SKYJACK ADJUSTABLE PEDESTALS allow for easy and efficient height adjustments and leveling of raised terraces. The width of the pedestal base provides sufficient stability for all construction with virtually any material paver or tile.



SKYJACK ADJUSTABLE PEDESTAL SD-XXS



skydeck
— usa —

PEDESTAL SD-XS

SKYJACK PEDESTALS

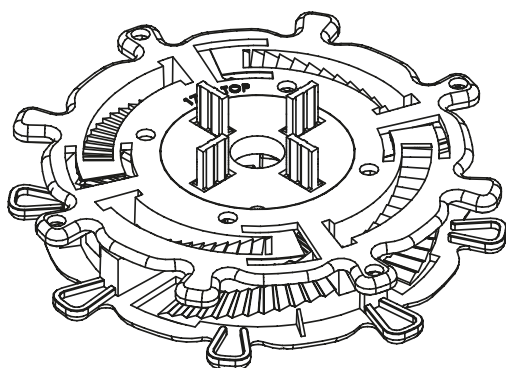
Adjustable Pedestal System by SKYDECK USA

www.skydeckusa.com
info@skydeckusa.com

The SKYJACK ADJUSTABLE PEDESTAL SYSTEM offers varying height ranges from 5/8" up to 38".

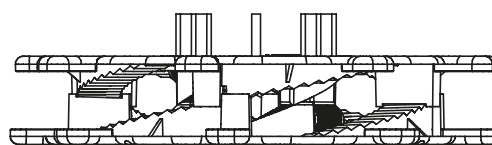
SD-XS Pedestal Components: Top screw and Bottom Screw labeled "top" and "bottom" sit on top of one another. The gap spacer snap onto the top piece.

SKYJACK ADJUSTABLE PEDESTALS allow for easy and efficient height adjustments and leveling of raised terraces. The width of the pedestal base provides sufficient stability for all construction with virtually any material paver or tile.

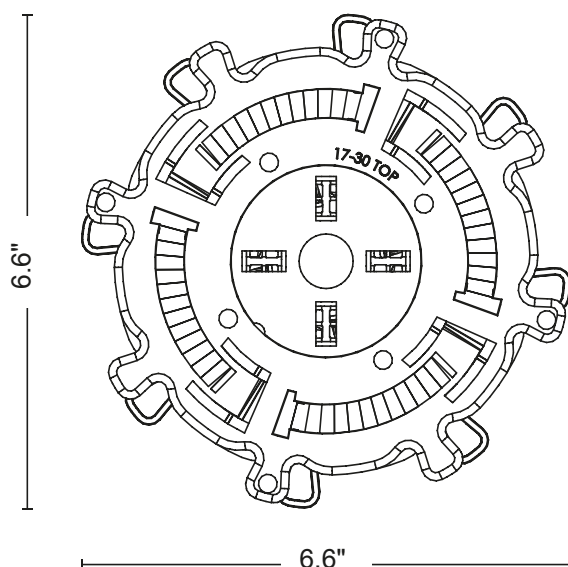


→ H ← 3/16" gap spacer

5/8" -
1.25"



6.6"



SKYJACK ADJUSTABLE PEDESTAL SD-XS



skydeck
— usa —

PEDESTAL SD-S

SKYJACK PEDESTALS

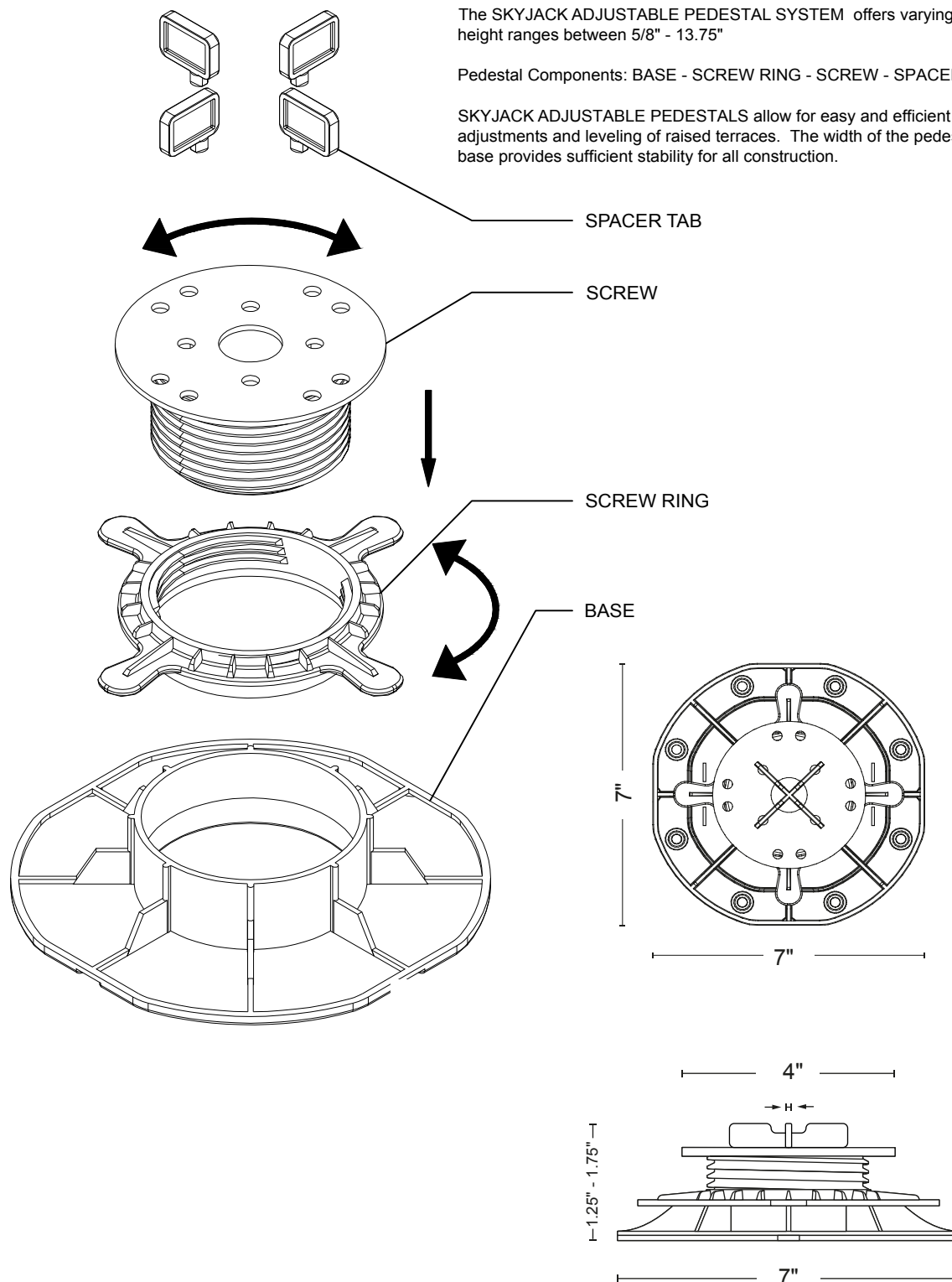
Adjustable Pedestal System by SKYDECK USA

www.skydeckusa.com
info@skydeckusa.com

The SKYJACK ADJUSTABLE PEDESTAL SYSTEM offers varying height ranges between 5/8" - 13.75"

Pedestal Components: BASE - SCREW RING - SCREW - SPACER TAB

SKYJACK ADJUSTABLE PEDESTALS allow for easy and efficient height adjustments and leveling of raised terraces. The width of the pedestal base provides sufficient stability for all construction.



SKYJACK ADJUSTABLE PEDESTAL SD-S



skydeck
— usa —

ADJUSTABLE PEDESTAL

SD-M

SKYJACK PEDESTALS

Adjustable Pedestal System by SKYDECK USA

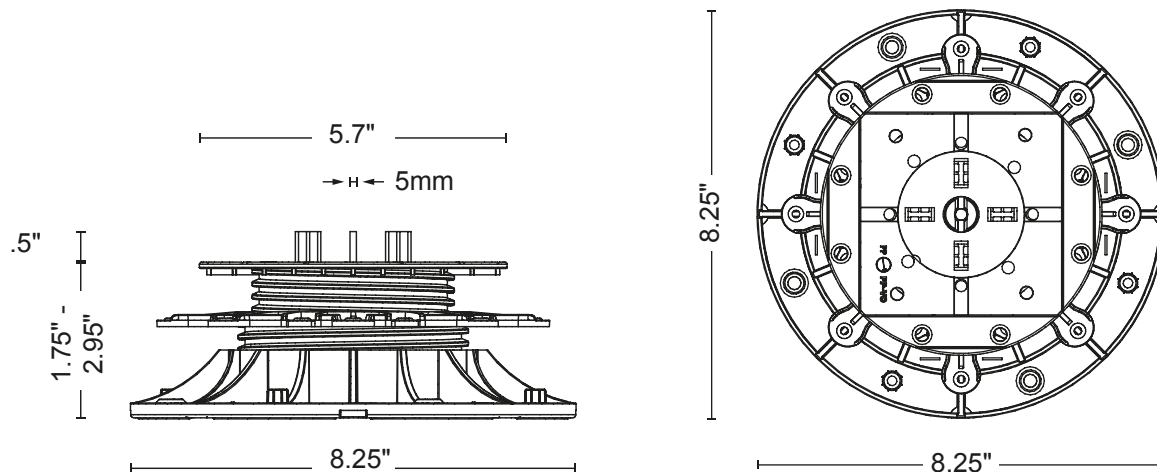
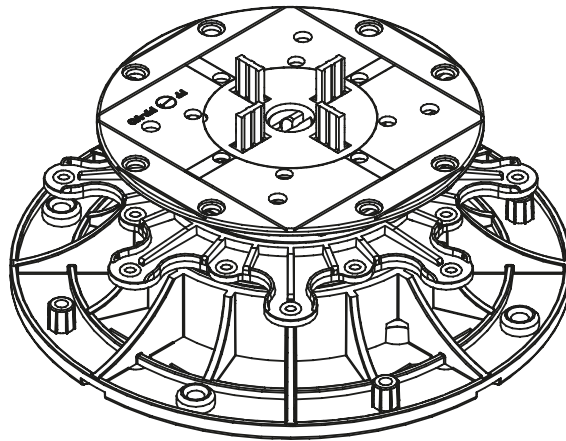
www.skydeckusa.com
info@skydeckusa.com

ADJUSTABLE PEDESTAL 1.75" - 2.95"

The SKYJACK ADJUSTABLE PEDESTAL SYSTEM offers varying height ranges between 5/8" - 13.75"

Pedestal Components: BASE - SCREW RING - SCREW - SPACER TAB

SKYJACK ADJUSTABLE PEDESTALS allow for easy and efficient height adjustments and leveling of raised terraces. The width of the pedestal base provides sufficient stability for all construction.



SKYJACK ADJUSTABLE PEDESTAL SD-M



skydeck
— usa —

ADJUSTABLE PEDESTAL

SD-L

SKYJACK PEDESTALS

Adjustable Pedestal System by SKYDECK USA

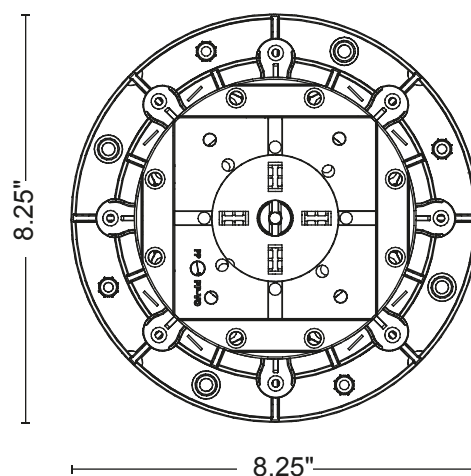
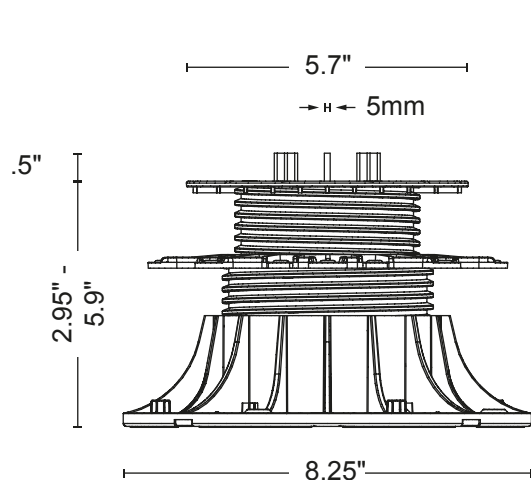
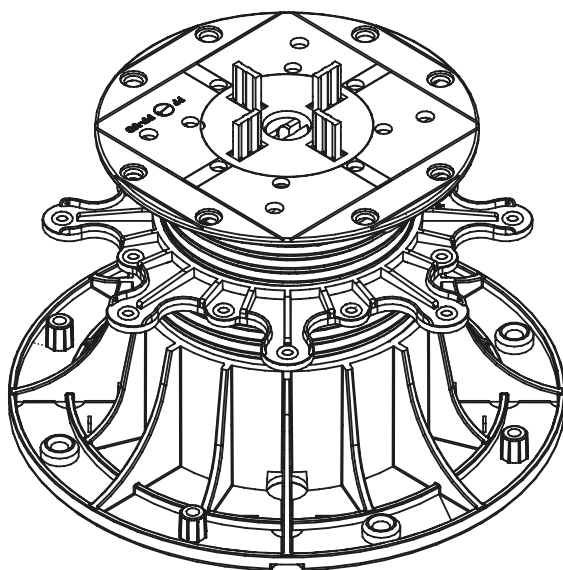
www.skydeckusa.com
info@skydeckusa.com

ADJUSTABLE PEDESTAL 2.95" - 5.9"

The SKYJACK ADJUSTABLE PEDESTAL SYSTEM offers varying height ranges between 5/8" - 13.75"

Pedestal Components: BASE - SCREW RING - SCREW - SPACER TAB

SKYJACK ADJUSTABLE PEDESTALS allow for easy and efficient height adjustments and leveling of raised terraces. The width of the pedestal base provides sufficient stability for all construction.



SKYJACK ADJUSTABLE PEDESTAL SD-L



skydeck
— usa —

ADJUSTABLE PEDESTAL

SD-XL

SKYJACK PEDESTALS

Adjustable Pedestal System by SKYDECK USA

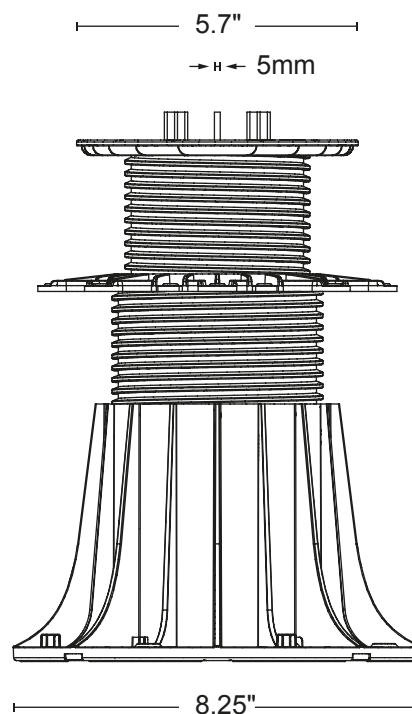
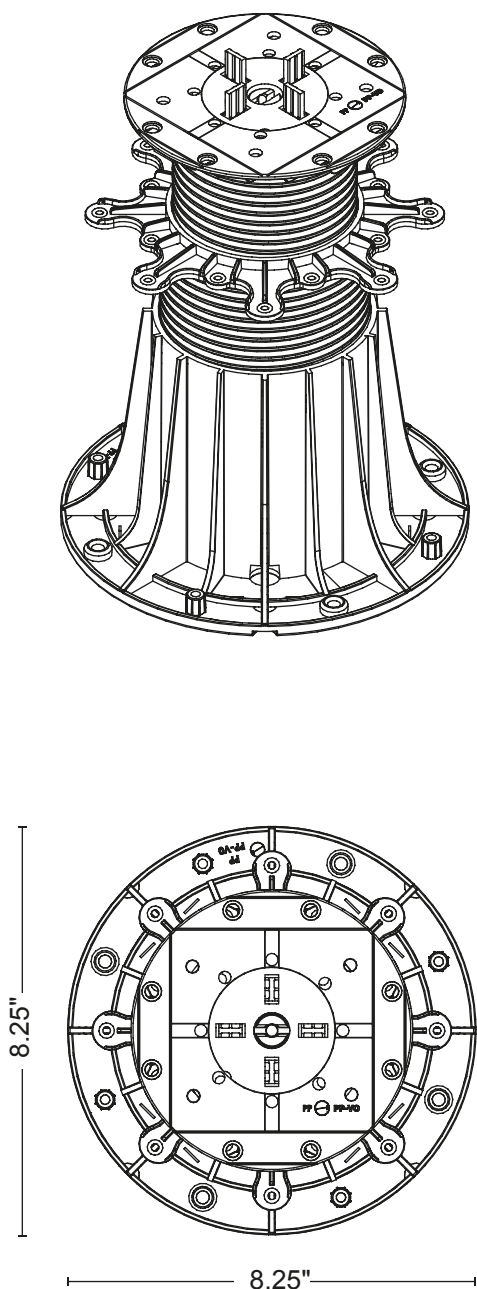
www.skydeckusa.com
info@skydeckusa.com

ADJUSTABLE PEDESTAL 5.9" - 13.75"

The SKYJACK ADJUSTABLE PEDESTAL SYSTEM offers varying height ranges between 5/8" - 13.75"

Pedestal Components: BASE - SCREW RING - SCREW - SPACER TAB

SKYJACK ADJUSTABLE PEDESTALS allow for easy and efficient height adjustments and leveling of raised terraces. The width of the pedestal base provides sufficient stability for all construction.



SKYJACK ADJUSTABLE PEDESTAL SD-XL



skydeck
— usa —

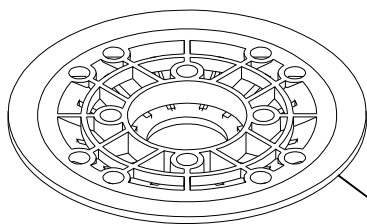
PEDESTAL SD-S+SD-SLH

SKYJACK PEDESTALS

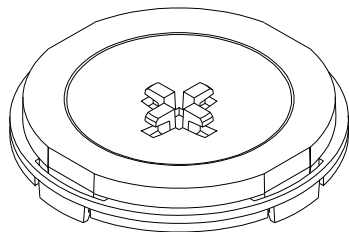
Adjustable Pedestal System by SKYDECK USA

www.skydeckusa.com
info@skydeckusa.com

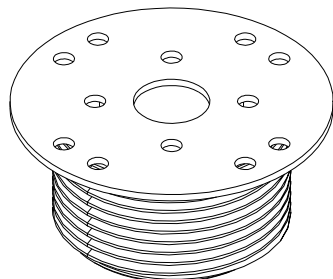
SKYJACK SELF LEVELING HEAD attaches to the top of the pedestal screw and can be utilized on all the different pedestal sizes. SKY JACK PEDESTALS with SELF LEVELING HEADS help compensate for terraces with sloped applications.



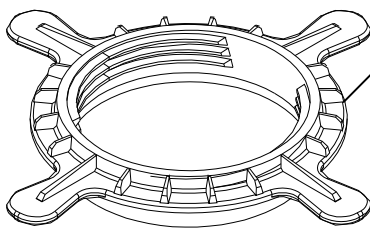
SELF LEVELING HEAD, up



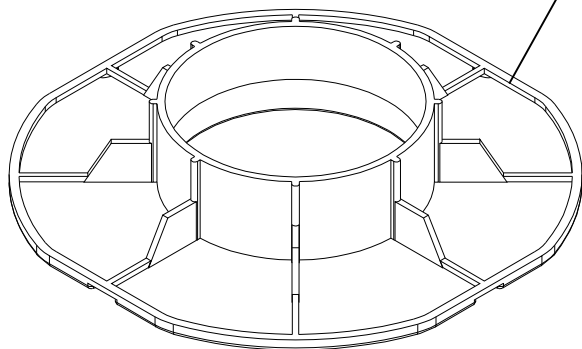
SELF LEVELING HEAD, down



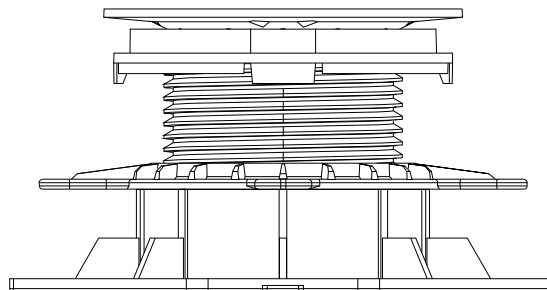
SCREW



SCREW RING



BASE



SKYJACK ADJUSTABLE PEDESTALS SD-S + SD-SLH SELF LEVELING HEAD



skydeck
usa

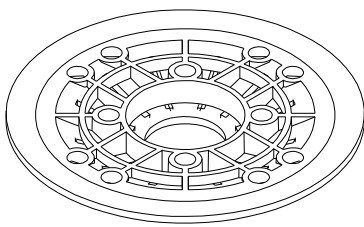
SELF LEVELING HEAD

SD-SLH and SD-XL-SLH

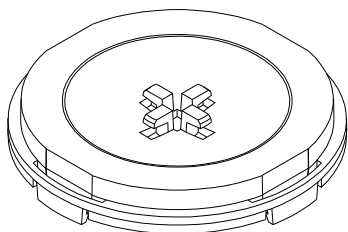
SKYJACK PEDESTALS

Adjustable Pedestal System by SKYDECK USA

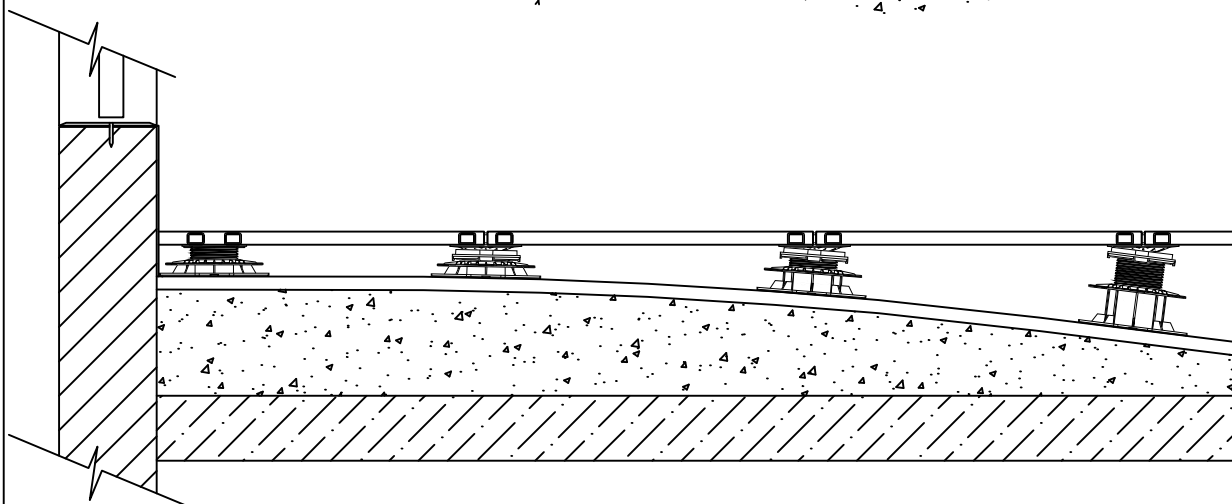
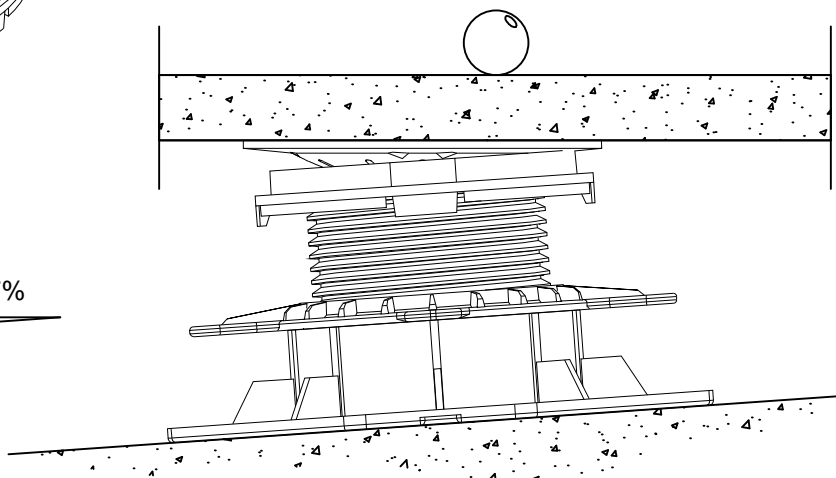
www.skydeckusa.com
info@skydeckusa.com



click!



correction of slope 0-7%



SKYJACK SELF LEVELING HEAD - SD-SLH



**skydeck
usa**

EXTENDER SLEEVE

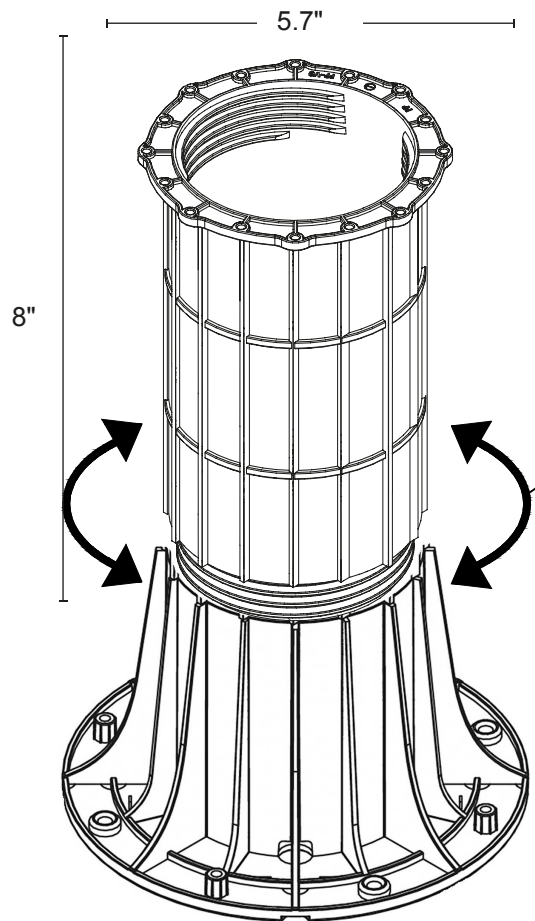
SD-XL-EXT

SKYJACK PEDESTALS

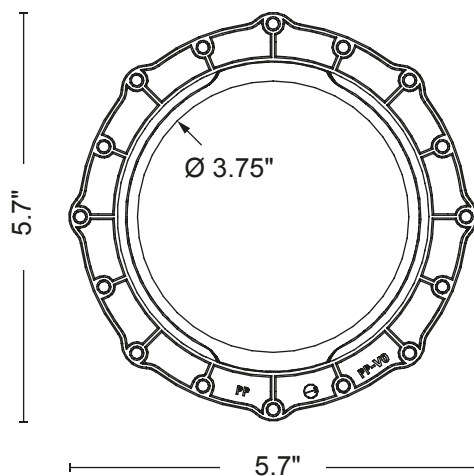
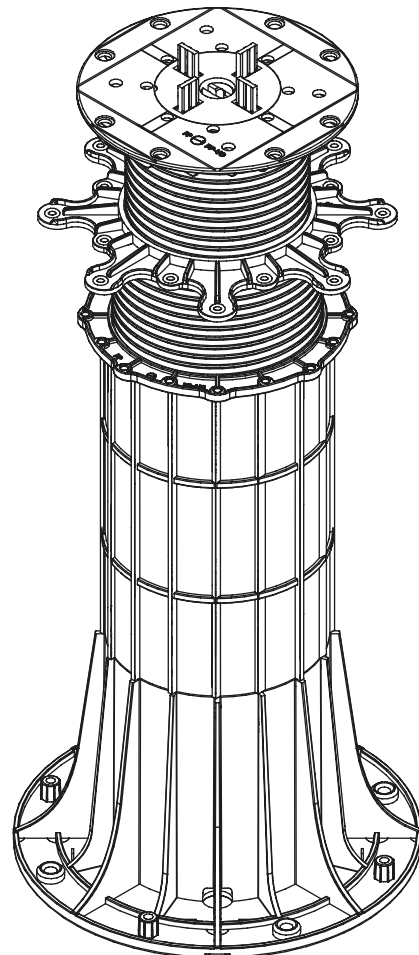
Adjustable Pedestal System by SKYDECK USA

www.skydeckusa.com
info@skydeckusa.com

EXTENDER SLEEVE is used to increase the height range of SD-XL SKYJACK PEDESTALS. EXTENDER SLEEVE is screwed into pedestal BASE and onto the top is applied the SCREW HEAD. If pedestals have larger height than 21.75" it is recommended to use skydeck usa steel strapping system to stabilize pedestals.



EXTENDER SLEEVE must be screwed into pedestals BASE.



SKYJACK EXTENDER SLEEVE - SD-XL-EXT



skydeck
usa

REGULATION SHIM

SD-SH2 and SD-XL-SH2

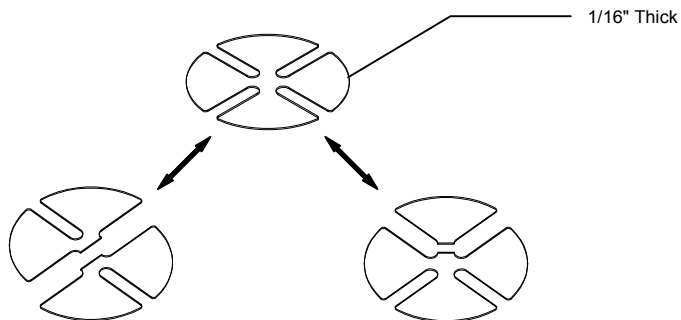
SKYJACK PEDESTALS

Adjustable Pedestal System by SKYDECK USA

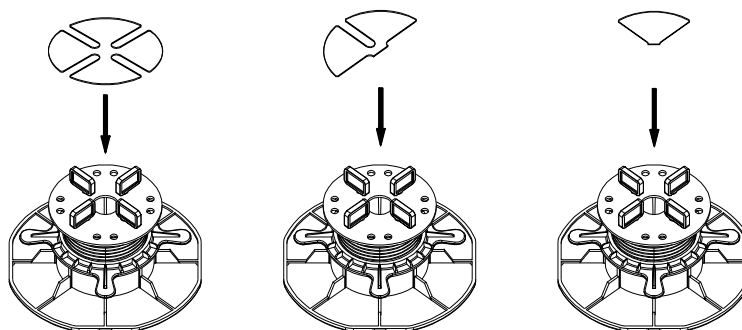
www.skydeckusa.com

info@skydeckusa.com

REGULATION SHIMS can be used to eliminate uneven pavers and to compensate small differences in height of terrace pavers.

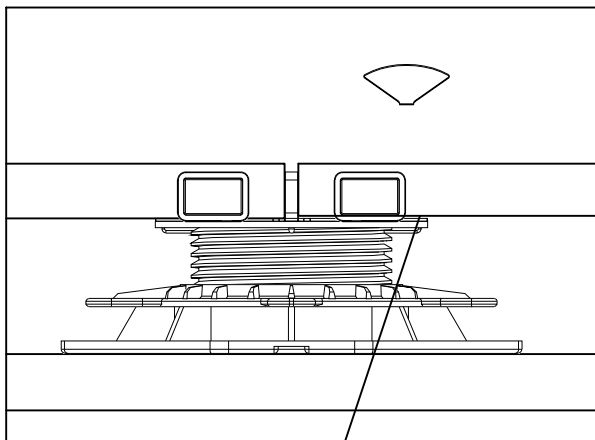


REGULATION SHIMS can be easily cut to fit to use just halves or quarters.



SD-SH2 shims should be used with SD-00 and SD-01 pedestals.

SD-XL-SH2 shims should be used with SD-0.5, SD-M, SD-L and SD-XL pedestals.



REGULATION SHIM

SKYJACK REGULATION SHIM



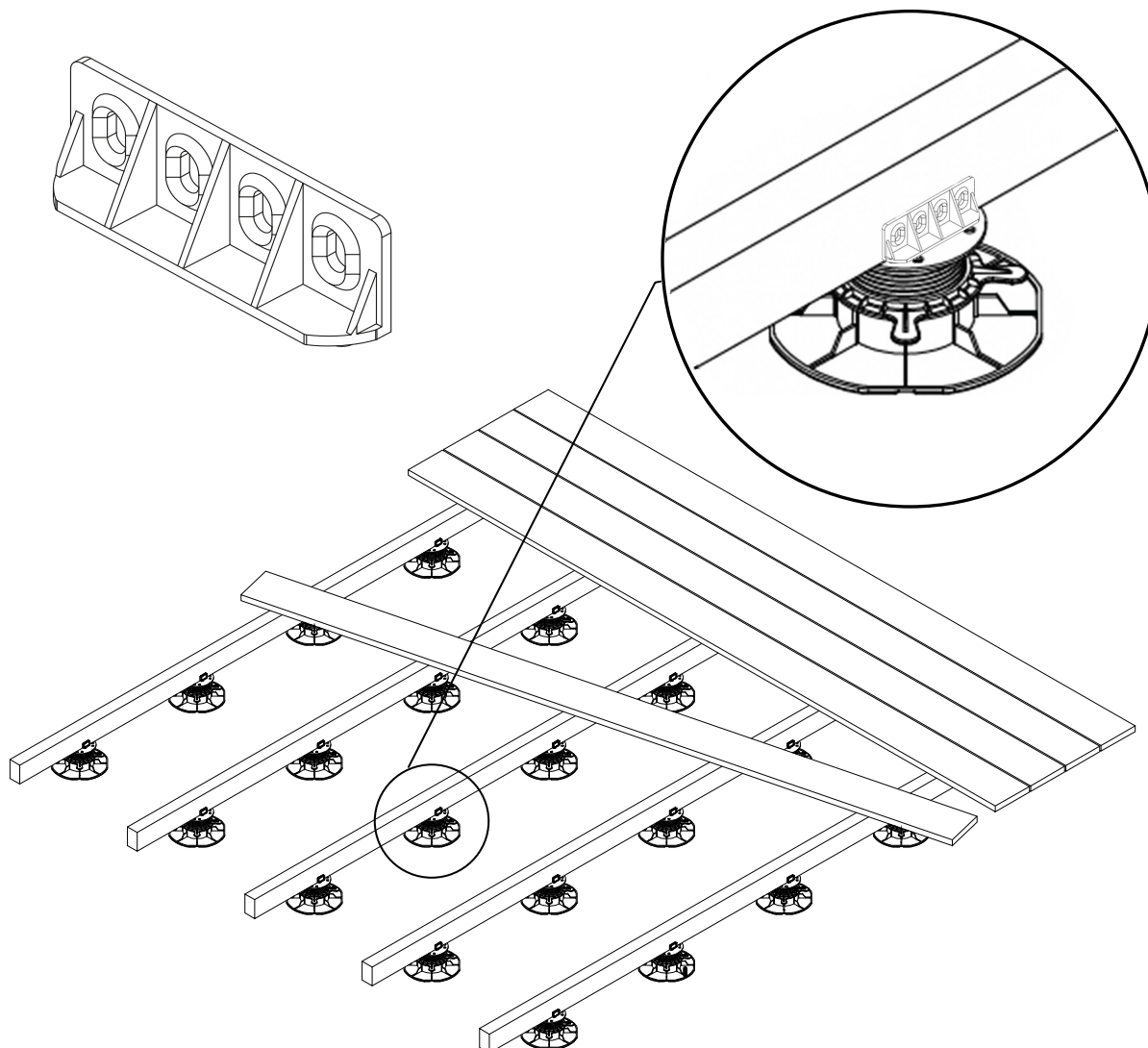
skydeck
— Usa —

DECK JOIST ADAPTER SD-AD

SKYJACK PEDESTALS

Adjustable Pedestal System by SKYDECK USA

www.skydeckusa.com
info@skydeckusa.com



COMMENTS:

All dimensions and distances are approximate and are not grounds for implementation of the project due to differences in materials. The final dimensions depend on the chosen materials and their cross-sections.

COMMENTS:

1. The installation must be done accordingly with construction.
2. Unless stated drawings are without a scale.
3. The decking must strictly adhere to local codes and structural engineer's design.
4. More information at www.skydeckusa.com or send questions to info@skydeckusa.com

SKYJACK DECK JOIST ADAPTER SD-AD